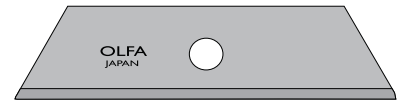


Olfa Carton Opener SK4



Tube of 5

Replacement blade - SKB-2
Also available in Tube of 50 - SKB-2/50



- Olfa high quality knife, made in Japan
- Safe and easy to use
- No tools required to change blade
- Suitable for left and right handed users
- Code: SK4

INSTRUCTIONS FOR CUTTING



STEP 1

Push blade out to begin cut.



STEP 2

Release thumb from blade slider while cutting.



STEP 3

Blade automatically retracts after cutting.


[This prevents accidents.](#)

INSTRUCTIONS TO REPLACE BLADE



STEP 1

Hold blade with the black slider facing you.




STEP 2

Push forward the black slider until aligned with rectangular slot.



STEP 3

Lift the black slider upwards.



STEP 4

Carefully take the blade out.




STEP 5

Rotate the blade before reloading or replace with new blade



STEP 6

Load blade until centre hole aligns with rectangular slot.



STEP 7

Push the black slider back into the rectangular slot.